



Writing Virtual Learning

# Kindergarten Writing

April 9, 2020



# Kindergarten Writing Lesson: April 9

## **Learning Target:**

Students will write on topic with the given prompt.

**Background: Students use sounds, sight words, and pictures to write on a prompt/topic**

- Students will use dictation to respond to a prompt
- Students will use pictures to respond to a prompt
- Students will use words to respond to a prompt

**Let's Get Started:**

1. Review phonics sounds in the [Jolly review](#)
2. Review [sight words](#)
3. Watch Video: [CVC words](#)

## Practice #1:

Warm up by writing your first and last name using capitalization and formation

*Snow White*

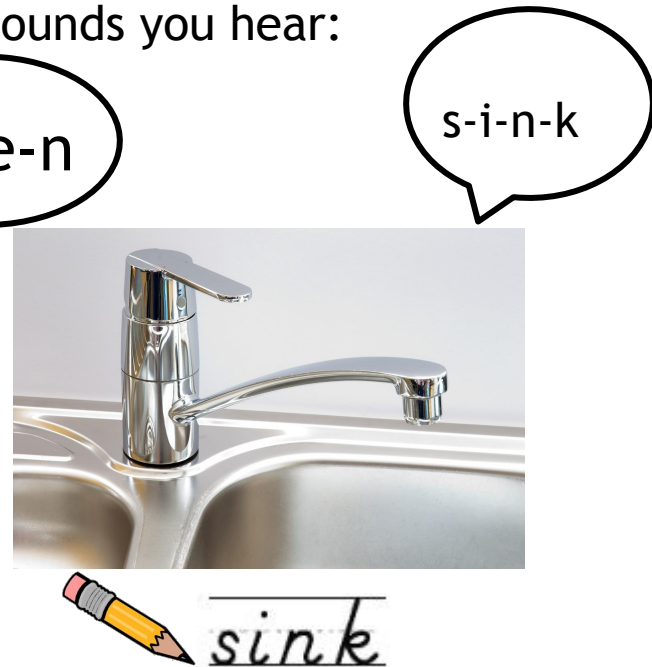
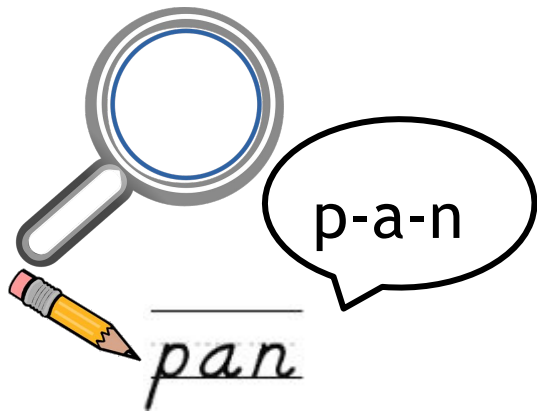


Ask a grown up to write a model for you if you can't remember all the letters.

# Practice #2: Write the Room

Draw and label 3 things you see in your kitchen.

Stretch out the words and write the sounds you hear:



# Practice #3:

## Mix and Fix Sentence

Write these words in the right order to make a sentence.

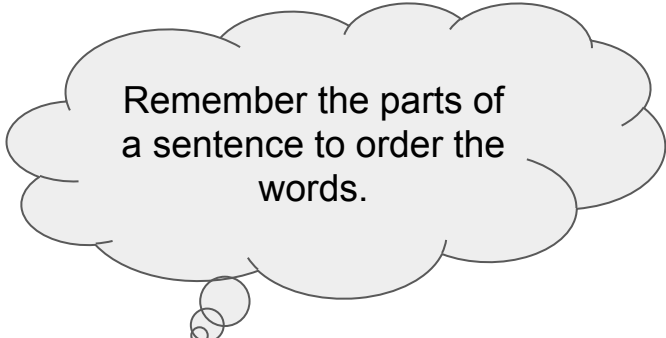
cat

The

can

nap.

fat



Remember the parts of  
a sentence to order the  
words.

# Did you remember?

A sentence needs:

- ❑ A capital letter
- ❑ A period at the end
- ❑ Spaces between words

The sentence should say: The fat cat can nap.

Check your sentence now. If you need to, fix your sentence.

# Practice on your own: Listen to the book.

You may need to  
learn more and  
request your free  
trial of bookflix

Click the  
book to listen  
to the story.



Works best  
in Google  
Chrome




## Practice on your own:

Write and draw about how to grow a flower or plant.  
Complete this page in your packet, or [click here to open worksheet.](#)



Name: \_\_\_\_\_

Write and draw how a flower or plant grows. Use the words: first, next, and last.



---

---

---

# MORE Practice on your own:

Go to this website:

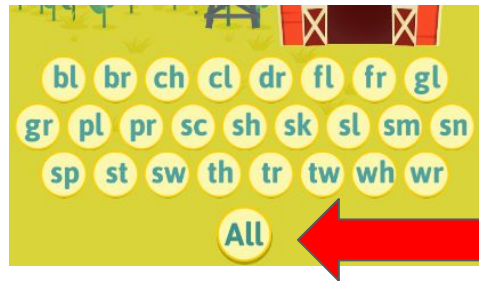
[ABCya Blends](#)

1. Click the play arrow.



2. Choose a character.

3. Select all sounds and play!



## Self Check:

Go tell someone in your home your answers.



1. Was this lesson?

- easy,
- just right
- hard

2. Read your writing to someone else.